

# VNL series

7,000kg / 8,000kg / 9,000kg

## Electric Lift Truck



- Lithium-ion battery
- High efficiency electric truck
- Near-ICE performance
- Zero emissions
- High efficient drive train
- Agile and highly controllable

## VDI 2198 – General Specifications

Distinguishing mark	1.1	Manufacturer		Yale	Yale
	1.2	Manufacturer's type designation		<b>ERP 70SVNL</b>	<b>ERP70SVNL9</b>
	1.3	Drive: electric (battery or mains), diesel, petrol		Electric (battery)	Electric (battery)
	1.4	Operation: hand, pedestrian, standing, seated, order-picker		Seated	Seated
	1.5	Rated load/rated capacity	Q (kg)	7000	7000
	1.6	Load centre distance	c (mm)	600	900
	1.8	Load distance, centre to drive axle to fork	x (mm)	609	614
	1.9	Wheelbase	y (mm)	2235	2235
	Weights	2.1	Service weight (max. battery)	kg	10902
2.2		Axle loading, laden front/rear (max. battery)	kg	15193 / 2710	16583 / 2396
2.3		Axle loading, unladen front/rear (max. battery)	kg	4406 / 2496	4843 / 7136
Tyres/chassis	3.1	Tyres: P = Pneumatic, C = Cushion, SE = Superelastic		P	P
	3.2	Tyre size, front		8.25 x 15 14PR	8.25 x 15 14PR
	3.3	Tyre size, rear		8.25 x 15 14PR	8.25 x 15 14PR
	3.5	Number of wheels, front/rear (x = driven)		4X/2	4X/2
	3.6	Tread, front, standard/wide tread	b <sub>10</sub> (mm)	1847	1847
	3.7	Tread, rear	b <sub>11</sub> (mm)	1536	1536
	Dimensions	4.1	Tilt of mast/fork carriage, forward / backward	degrees	5 / 10
4.2		Height, mast lowered <sup>(1)</sup>	h <sub>1</sub> (mm)	2540	2712
4.3		Free lift <sup>(1)</sup>	h <sub>2</sub> (mm)	100	0
4.4		Lift <sup>(1)</sup>	h <sub>3</sub> (mm)	2940	3000
4.5		Height, mast extended <sup>(2)</sup>	h <sub>4</sub> (mm)	4040	4225
4.7		Height to top of overhead guard <sup>(3)</sup>	h <sub>6</sub> (mm)	2531	2531
4.7.1		Height to top of cab	h <sub>6</sub> (mm)	2549	2549
4.8		Seat height relating to SIP	h <sub>7</sub> (mm)	1547	1547
4.19		Overall length	l <sub>1</sub> (mm)	4695	4770
4.20		Length to face of forks	l <sub>2</sub> (mm)	3495	3570
4.21		Overall width	b <sub>1</sub> /b <sub>2</sub> (mm)	2082 / 1784	2082 / 1784
4.22		Fork dimensions ISO 2331	s/e/l (mm)	60 / 150 / 1200	65 / 200 / 1200
4.23		Fork carriage ISO 2328, class/type, A/B		IVA	IVA
4.24		Fork carriage width	b <sub>3</sub> (mm)	1980	2030
4.31		Ground clearance, laden, below mast <sup>(1)</sup>	m <sub>1</sub> (mm)	125	175
4.32		Ground clearance, at centre of wheelbase	m <sub>2</sub> (mm)	246	246
4.33		Load dimensions b <sub>12</sub> x l <sub>6</sub> crossways	b <sub>12</sub> x l <sub>6</sub> (mm)	1000 x 1200	1000 x 1200
4.34		Aisle width with predetermined load dimensions <sup>(10)</sup>	A <sub>st</sub> (mm)	4889	4959
4.34.1	Aisle width with pallets 800 wide x 1200 long <sup>(10)</sup>	A <sub>st</sub> (mm)	5089	5159	
4.35	Turning radius	W <sub>a</sub> (mm)	3080	3145	
4.36	Internal turning radius <sup>(6)</sup>	b <sub>13</sub> (mm)	-90	-90	
Performance data	5.1	Travel speed laden/unladen <sup>(5)</sup>	km/h	24.0 / 24.0	24.0 / 24.0
	5.1.1	Travel speed laden/unladen, backwards <sup>(5)</sup>	km/h	24.0 / 24.0	24.0 / 24.0
	5.2	Lift speed laden/unladen <sup>(5)</sup>	m/sec	0.43 / 0.66	0.41 / 0.46
	5.3	Lowering speed laden/unladen	m/sec	0.58 / 0.53	0.41 / 0.37
	5.5	Drawbar pull laden/unladen, @ 1.6km/hr <sup>(5)</sup>	N	48871 / 25907	48871 / 28506
	5.6	Max. drawbar pull laden/unladen,	N	49547 / 25907	49547 / 28506
	5.7	Gradeability laden/unladen, @ 1.6km/hr <sup>(5)</sup>	%	30 / 24	28 / 24
	5.8	Max. gradeability laden/unladen <sup>(5)</sup>	%	30 / 24	28 / 24
	5.9	Acceleration time, laden/unladen (to 30m) <sup>(5)</sup>	sec	9.15 / 8.76	- / -
	5.10	Service brake		Hydraulic	Hydraulic
Electric engine	6.1	Drive motor rating S2 60min	kW	45	45
	6.2	Lift motor rating at S3 15%	kW	60.0	60.0
	6.3	Battery according to DIN 43531/35/36 A, B, C, no		No	No
	6.4	Battery voltage/nominal capacity <sup>(8)</sup>	V/Ah	350 / 192	350 / 192
	6.5	Battery weight	kg	664	664
	6.6	Energy consumption in accordance with VDI cycle	kWh/h	18.9	-
	6.7	Turnover output	t/h	-	-
	6.8	Energy consumption at turnover output	kWh in 1h (kWh/h)	-	-
Electric engine	10.1	Operating pressure for attachments	bar	173	173
	10.2	Oil volume for attachments	l/min	92.7	92.7
	10.7	Sound pressure level at drivers seat (With/without Cab) <sup>(9)</sup>	dB(A) LPAZ	68 / 67	68 / 67
	10.7.1	Sound power level during workcycle	dB LWAZ	-	-
	10.7.2	Guaranteed Sound Power 2001/14/EC	dB LWAZ	-	-
	10.8	Towing coupling type		Pin	Pin

<sup>(1)</sup> For standard 2 stage LFL mast configuration

<sup>(2)</sup> Without Load Backrest

<sup>(3)</sup> Overhead guard only, no cab

<sup>(4)</sup> Under mast channels

<sup>(5)</sup> Extended shift off (max. performance)

<sup>(6)</sup> 7T @ 6, 7T @ 9 and 8T @ 6 capacities shown with BTA

<sup>(7)</sup> Integrated Li-Ion Battery does not conform to standard DIN battery box dimensions

<sup>(8)</sup> Nominal values

<sup>(9)</sup> With cab values from 9T, without cab values from 7T

<sup>(10)</sup> Includes 200mm aisle clearance

**Spec sheet truck based on:**  
Standard Seat  
Standard Overhead Guard  
Extended Shift on  
2 stage LFL Mast:

Yale	Yale	Yale		Manufacturer	1.1	Distinguishing mark
ERP80SVNL	ERP80VNL9	ERP90VNL		Manufacturer's type designation	1.2	
Electric (battery)	Electric (battery)	Electric (battery)		Drive: electric (battery or mains), diesel, petrol	1.3	
Seated	Seated	Seated		Operation: hand, pedestrian, standing, seated, order-picker	1.4	
8000	8000	9000	Q (kg)	Rated load/rated capacity	1.5	
600	900	600	c (mm)	Load centre distance	1.6	
614	663.5	613.5	x (mm)	Load distance, centre to drive axle to fork	1.8	
2235	2450	2450	y (mm)	Wheelbase	1.9	
11979	12265	11524	kg	Service weight (max. battery)	2.1	
17187 / 2793	18428 / 1836	18440 / 2083	kg	Axle loading, laden front/rear (max. battery)	2.2	
4843 / 7136	5323 / 6942	4983 / 6541	kg	Axle loading, unladen front/rear (max. battery)	2.3	
P	P	P		Tyres: P = pneumatic, C = cushion, SE = Superelastic	3.1	
8.25 x 15 14PR	8.25 x 15 14PR	8.25 x 15 14PR		Tyre size, front	3.2	
8.25 x 15 14PR	8.25 x 15 14PR	8.25 x 15 14PR		Tyre size, rear	3.3	
4X/2	4X/2	4X/2		Number of wheels, front/rear (x = driven)	3.5	
1847	2003	2003	b10 (mm)	Tread, front, standard/wide tread	3.6	
1536	1536	1536	b11 (mm)	Tread, rear	3.7	
5 / 9	5 / 9	5 / 9	degrees	Tilt of mast/fork carriage, forward /backward	4.1	
2712	3462	2712	h1 (mm)	Height, mast lowered <sup>(1)</sup>	4.2	
0	0	0	h2 (mm)	Free lift <sup>(1)</sup>	4.3	
3000	4500	3000	h3 (mm)	Lift <sup>(1)</sup>	4.4	
4225	5899	4225	h4 (mm)	Height, mast extended <sup>(2)</sup>	4.5	
2531	2531	2531	h6 (mm)	Height to top of overhead guard <sup>(3)</sup>	4.7	
2549	2549	2549	h6 (mm)	Height to top of cab	4.7.1	
1547	1558	1547	h7 (mm)	Seat height relating to SIP	4.8	
4770	5238	5238	l1 (mm)	Overall length	4.19	
3570	4038	4038	l2 (mm)	Length to face of forks	4.20	
2082 / 1784	2239 / 1771	2239 / 1771	b1/b2 (mm)	Overall width	4.21	
65 / 200 / 1200	65 / 200 / 1200	65 / 200 / 1200	s/e/l (mm)	Fork dimensions ISO 2331	4.22	
IVA	IVA	IVA		Fork carriage ISO 2328, class/type, A/B	4.23	
2030	2030	2030	b3 (mm)	Fork carriage width	4.24	
175	175	175	m1 (mm)	Ground clearance, laden, below mast <sup>(1)</sup>	4.31	
246	253	253	m2 (mm)	Ground clearance, at centre of wheelbase	4.32	
1000 x 1200	1000 x 1200	1000 x 1200	b12 x l6 (mm)	Load dimensions b12 x l6 crossways	4.33	
4959	5658	5537	Ast (mm)	Aisle width with predetermined load dimensions <sup>(10)</sup>	4.34	
5159	5858	5737	Ast (mm)	Aisle width with pallets 800 wide x 1200 long <sup>(10)</sup>	4.34.1	
3145	3794	3794	Wa (mm)	Turning radius	4.35	
-90	362	362	b13 (mm)	Internal turning radius <sup>(6)</sup>	4.36	
24.0 / 24.0	21.0 / 21.0	21.0 / 21.0	km/h	Travel speed laden/unladen <sup>(5)</sup>	5.1	
24.0 / 24.0	21.0 / 21.0	21.0 / 21.0	km/h	Travel speed laden/unladen, backwards <sup>(5)</sup>	5.1.1	
0.40 / 0.46	0.32 / 0.41	0.36 / 0.46	m/sec	Lift speed laden/unladen <sup>(5)</sup>	5.2	
0.41 / 0.37	0.38 / 0.33	0.38 / 0.33	m/sec	Lowering speed laden/unladen	5.3	
48871 / 28506	48933 / 31331	48933 / 29330	N	Drawbar pull laden/unladen, @ 1.6km/hr <sup>(5)</sup>	5.5	
49547 / 28506	49430 / 31331	49430 / 29330	N	Max. drawbar pull laden/unladen,	5.6	
26 / 24	26 / 26	26 / 26	%	Gradeability laden/unladen, @ 1.6km/hr <sup>(5)</sup>	5.7	
27 / 24	26 / 26	26 / 26	%	Max. gradeability laden/unladen <sup>(5)</sup>	5.8	
- / -	8.88 / 7.69	- / -	sec	Acceleration time, laden/unladen (to 30m) <sup>(5)</sup>	5.9	
Hydraulic	Hydraulic	Hydraulic		Service brake	5.10	
45	45	45	kW	Drive motor rating S2 60min	6.1	
60.0	60.0	60.0	kW	Lift motor rating at S3 15%	6.2	
No	No	No		Battery according to DIN 43531/35/36 A, B, C, no	6.3	
350 / 192	350 / 192	350 / 192	V/Ah	Battery voltage/nominal capacity8	6.4	
664	664	664	kg	Battery weight	6.5	
-	20.6	-	kWh/h	Energy consumption in accordance with VDI cycle	6.6	
-	-	-	t/h	Turnover output	6.7	
-	-	-	kWh in 1h (kWh/h)	Energy consumption at turnover output	6.8	
173	173	173	bar	Operating pressure for attachments	10.1	
92.7	92.7	92.7	l/min	Oil volume for attachments	10.2	
68 / 67	68 / 67	68 / 67	dB(A) LPAZ	Sound pressure level at drivers seat (With/without Cab) <sup>(9)</sup>	10.7	
-	-	-	dB LWAZ	Sound power level during workcycle	10.7.1	
-	-	-	dB LWAZ	Guaranteed Sound Power 2001/14/EC	10.7.2	
Pin	Pin	Pin		Towing coupling type	10.8	

7T: 2940mm bottom of forks, standard  
7T @ 9 3000mm bottom of forks, standard  
8T @ 6 3000mm bottom of forks, standard  
8T @ 9 4500mm bottom of forks, standard  
9T: 3000mm bottom of forks, standard

**All values are nominal values and they are subject to tolerances. For further information, please contact the manufacturer. Yale products might be subject to change without notice.**

**Lift trucks illustrated may feature optional equipment. Values may vary with alternative configurations.**

## ERP 70SVNL Mast details and capacity ratings (kg)

Model						ERP70SVNL		
Drive tyres						8.25x15/14-Ply Dual Pneumatic		
Mast type	Maximum Fork Height (Top of Forks) (mm)	Overall Lowered height (mm)	Overall Extended height (mm)	Free lift height (Top of Forks) (mm)	Back Tilt	Without Sideshift	With Integral Sideshift	With Hang-on Sideshift and Fork Positioner
						600mm Load centre (kg)		
2 Stage LFL	3000	2516	4417	100	10	7000	6830	6500
	3400	2716	4817	100	10	7000	6810	6490
	4400	3216	5817	100	10	7000	6770	6450
	5400	3716	6817	100	10	7000	6730	6420
	6000	4116	7417	100	10	6830	6530	6230
3 Stage FFL	4700	2576	6118	1425	6	7000	6510	6210
	5600	2876	7018	1725	6	6920	6410	6120
	6200	3126	7618	1975	6	6750	6210	5930
			<b>With LBR</b>	<b>Without LBR</b>	<b>Note:</b> To calculate truck capacities with alternative truck specifications to the ones shown in the above tables, please use the WWRP software.			

## ERP 70SVNL9, ERP 80SVNL, ERP 90VNL Mast details and capacity ratings (kg)

Model						ERP70SVNL9, ERP 80SVNL, ERP 90VNL			
Drive tyres						8.25x15/14-Ply Dual Pneumatic			
Mast type	Maximum Fork Height (Top of Forks) (mm)	Overall Lowered height (mm)	Overall Extended height (mm)	Free lift height (Top of Forks) (mm)	Back Tilt	Without Sideshift			
						Capacity at max. height, 600mm Load centre (kg)			
						ERP70SVNL9 F80 Mast	ERP80SVNL F80 Mast	ERP90VNL F90 Mast	ERP90VNL F80 Mast
2 Stage LFL	3065	2712	4350	0	9	7000	8000	8000	9000
	3565	2962	4850	0	9	7000	8000	8000	9000
	4565	3462	5850	0	9	7000	8000	8000	9000
	5565	3962	6850	0	9	7000	8000	7910	8700
	6065	4212	7350	0	9	6760	7730	7760	8080
3 Stage LFL	4615	2702	6077	1565	6	7000	8000	8000	9000
	5515	3002	6977	1865	6	7000	8000	7760	8820
	5965	3152	7427	2015	6	6950	7940	7630	8270
			<b>With LBR</b>	<b>Without LBR</b>	<b>Note:</b> To calculate truck capacities with alternative truck specifications to the ones shown in the above tables, please use the WWRP software.				

## ERP 70SVNL9, ERP 80SVNL, ERP 90VNL Mast details and capacity ratings (kg)

Model						ERP70SVNL9, ERP 80SVNL, ERP 90VNL			
Drive tyres						8.25x15/14-Ply Dual Pneumatic			
Mast type	Maximum Fork Height (Top of Forks) (mm)	Overall Lowered height (mm)	Overall Extended height (mm)	Free lift height (Top of Forks) (mm)	Back Tilt	With carriage + sideshift			
						Capacity at max. height, 600mm Load centre (kg)			
						ERP70SVNL9 F80 Mast	ERP80SVNL F80 Mast	ERP80VNL9 F90 Mast	ERP90VNL F80 Mast
2 Stage LFL	3065	2712	4350	0	9	6600	8000	7600	8500
	3565	2962	4850	0	9	6590	8000	7590	8490
	4565	3462	5850	0	9	6570	8000	7550	8470
	5565	3962	6850	0	9	6550	8000	7440	8170
	6065	4212	7350	0	9	6320	7730	7280	7580
3 Stage LFL	4615	2702	6077	1565	6	6580	8000	7570	8500
	5515	3002	6977	1865	6	6560	8000	7320	8310
	5965	3152	7427	2015	6	6510	7940	7180	7780
			<b>With LBR</b>	<b>Without LBR</b>	<b>Note:</b> To calculate truck capacities with alternative truck specifications to the ones shown in the above tables, please use the WWRP software.				

## ERP 70SVNL9, ERP 80SVNL, ERP 90VNL Mast details and capacity ratings (kg)

Model						ERP70SVNL9, ERP 80SVNL, ERP 90VNL			
Drive tyres						8.25x15/14-Ply Dual Pneumatic			
Mast type	Maximum Fork Height (Top of Forks) (mm)	Overall Lowered height (mm)	Overall Extended height (mm)	Free lift height (Top of Forks) (mm)	Back Tilt	With carriage + sideshifting hook fork positioner			
						Capacity at max. height, 600mm Load centre (kg)			
						ERP70SVNL9 F80 Mast	ERP80SVNL F80 Mast	ERP80VNL9 F90 Mast	ERP90VNL F80 Mast
2 Stage LFL	3065	2712	4350	0	9	6560	8000	7580	8460
	3565	2962	4850	0	9	6550	8000	7560	8440
	4565	3462	5850	0	9	6530	8000	7530	8420
	5565	3962	6850	0	9	6510	8000	7410	8130
	6065	4212	7350	0	9	6290	7730	7260	7530
3 Stage LFL	4615	2702	6077	1565	6	6560	8000	7550	8470
	5515	3002	6977	1865	6	6540	8000	7290	8280
	5965	3152	7427	2015	6	6480	7940	7150	7750
			<b>With LBR</b>	<b>Without LBR</b>	<b>Note:</b> To calculate truck capacities with alternative truck specifications to the ones shown in the above tables, please use the WWRP software.				

## ERP80VNL9 Mast details and capacity ratings (kg) - Superelastic tyres

Model

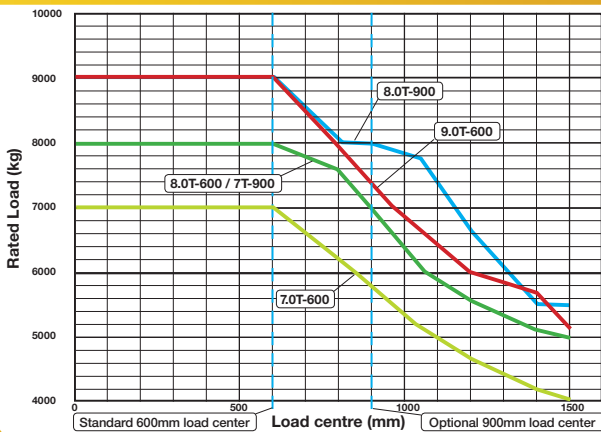
Drive tyres

Mast type	Maximum Fork Height (Top of Forks) (mm)	Overall Lowered height (mm)	Overall Extended height (mm)	Free lift height (Top of Forks) (mm)	Back Tilt
2 Stage LFL	3065	2712	4398	0	9
	3565	2962	4898	0	9
	4565	3462	5898	0	9
	5565	3962	6898	0	9
	6065	4212	7398	0	9
3 Stage LFL	4615	2712	6125	1405	6
	5515	3012	7025	1705	6
	5965	3162	7475	1855	6

With LBR Without LBR

Note: To calculate truck capacities with alternative truck specifications to the ones shown in the above tables, please use the WWRP software.

### Rated Load vs. Load Center - Hook Carriage

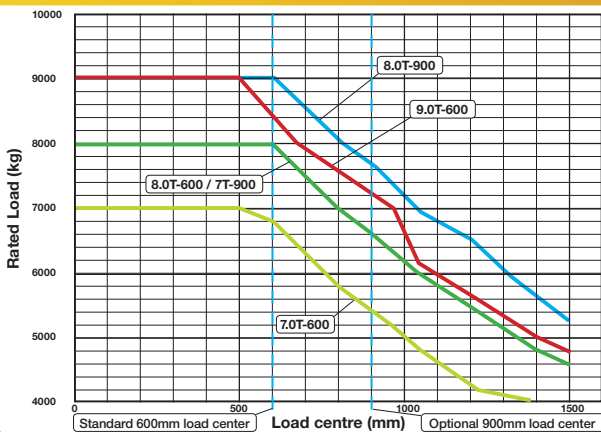


### Truck Configuration

- 2-stage LFL F70 mast at HNHL (5400mm MFH) 7.0T - 600 models
- 2-stage LFL F80 mast at HNHL (5565mm MFH) 8.0T - 600 models
- 2-stage LFL F80 mast at HNHL (4565 mm MFH) 9.0T - 600 models
- 2-stage LFL F90 mast at HNHL (4565 mm MFH) 8.0T - 900 models
- 2-stage LFL F90 mast at HNHL (5565mm MFH) 7.0T - 900 models
- 2030mm Standard Hook Carriage with Load Backrest (7T @ 9, 8-9T capacity)
- 1980mm Standard Hook Carriage with Load Backrest (7T capacity)

Note: Special forks with higher load ratings are required to obtain full truck ratings on load centers greater than 900mm on 8T @ 900mm, greater than 1200mm on 9T and greater than 600mm on 7T.

### Rated Load vs. Load Center - Integral Sideshift

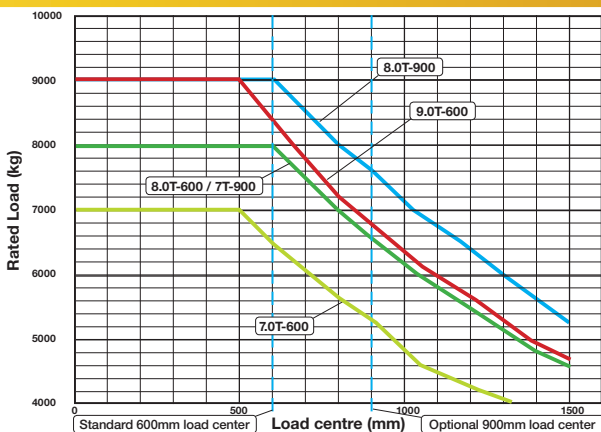


The ratings are computed using fork lengths as below:

	Load Centre (mm)	Fork Length (mm)
All models	500 to 700	1200
	Over 700 to 1000	1500
	Over 1000 to 1200	1800
	Over 1200	2400

Note: Special forks with higher load ratings are required to obtain full truck ratings on load centers greater than 1050mm on 8T @ 900mm, greater than 600mm on 7T.

### Rated Load vs. Load Center - Integral Sideshift Fork positioner

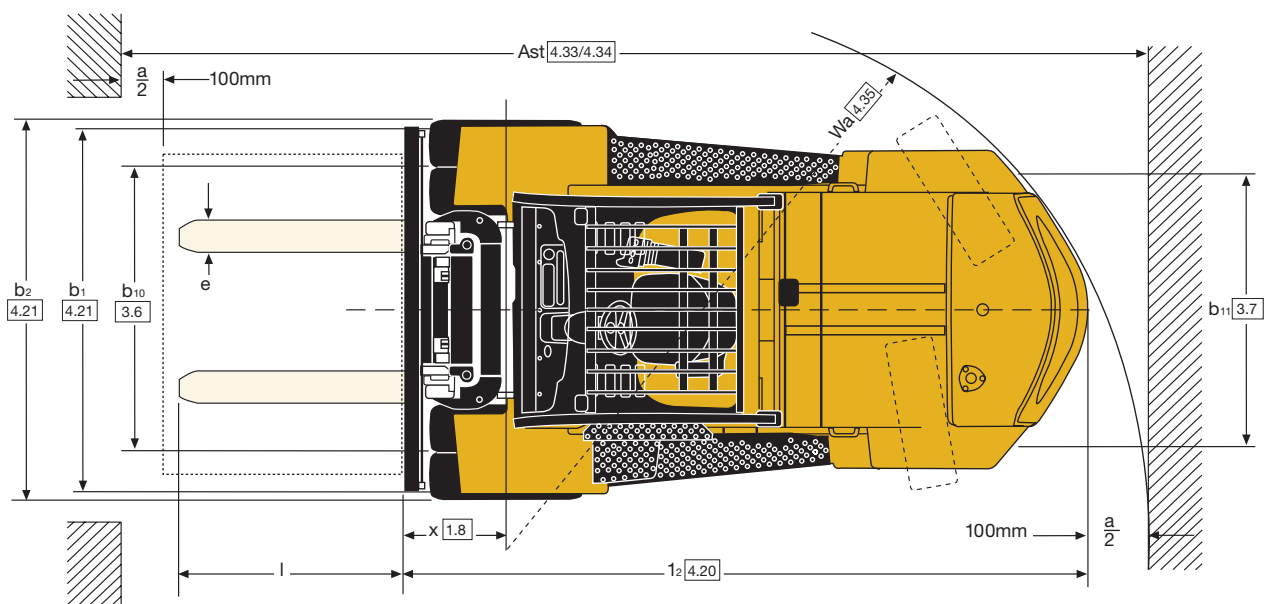
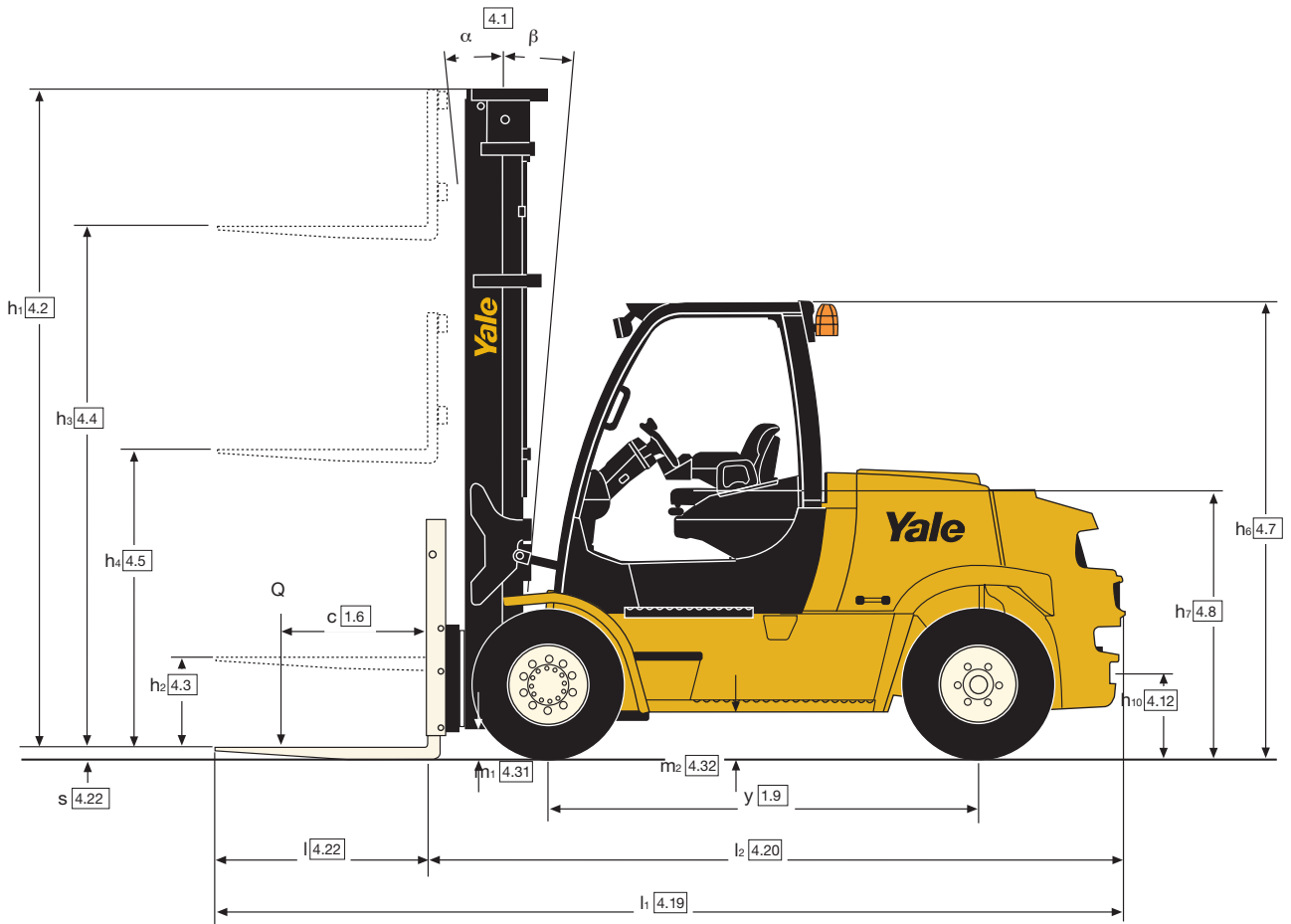


\*Side Shift Fork Positioner for F70 mast is a Hang On type (HSSFP)

Note: Special forks with higher load ratings are required to obtain full truck ratings on load centers greater than 1050mm on 8T @ 900mm, greater than 900mm on 7T.

# Truck Dimensions

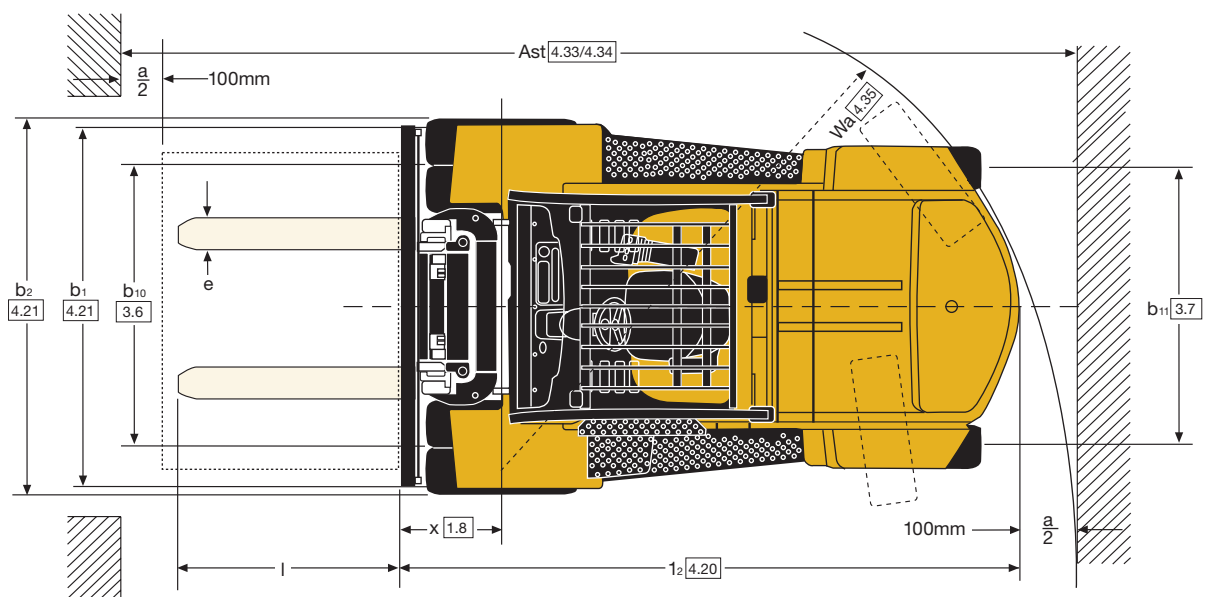
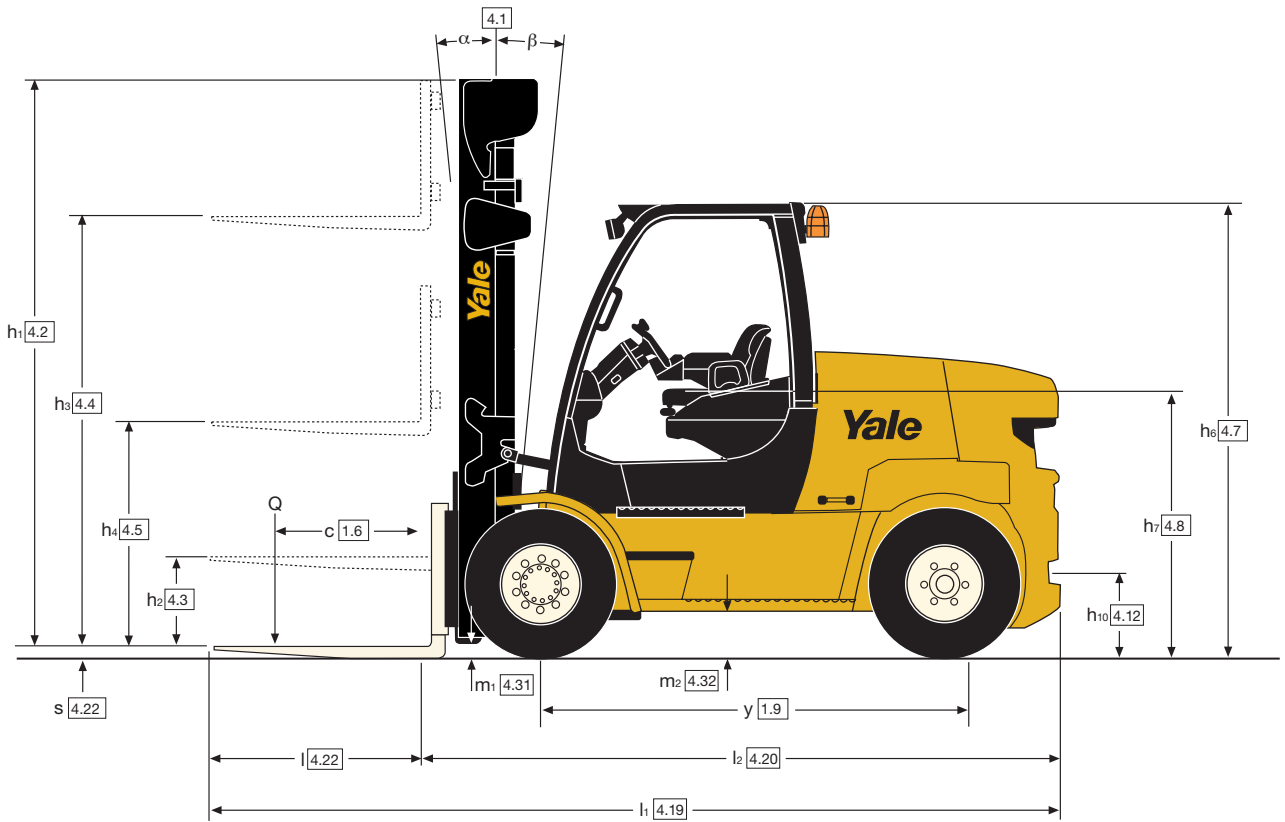
$$Ast = Wa + R + a = Wa + ((\sqrt{l_6 + x})^2 + (b_{12}/2 - b_{13})^2) + a$$





# Truck Dimensions

$$Ast = Wa + R + a = Wa + ((\sqrt{l_6 + x})^2 + (b_{12}/2 - b_{13})^2) + a$$



# VNL series

Models: ERP70SVNL, ERP80SVNL, ERP80VNL9, ERP90VNL6



## Yale Veracitor VNL Series

Designed to provide excellent performance optimized for lowest hourly cost of operation.

### Electric Motors with Lithium Ion Battery

Internal water-cooled Permanent Magnet technology in the traction and lift system motors enables best in class performance with excellent energy efficiency, with few energy losses.

### Battery system

Truck complies with EU low-voltage directives.

Opportunity charging, even for short periods, gives extended run-time.

Sufficient capacity to run intensive shifts, even to three-shift operation.

Fully charge (100%) from flat in under 2 hours, in typical environmental conditions, matched to 50kW charger.

Li-ion battery is maintenance-free and has 3 times the life of lead acid batteries

### Drive Axle and Brakes

The maintenance-free Yale Continuous Stability Enhancement (CSE) augments lateral stability without compromising travel over uneven surfaces. The trucks feature auto generative braking that uses the electric motor to slow the truck, minimising wear on the oil immersed brakes. The regenerative braking system reduces maintenance and extends truck dependability.

### Hydraulic Power Steering

Responsive control, eliminating mechanical linkages for reduced surface shocks and maintenance.

Centred, textured steering wheel has a spinner knob with four turns lock-to-lock.

Steer cylinder is located within the the steer axle for protection.

### Steer Axle

Cast steel mounted on polymer bushings for excellent stability and axle articulation.

### Chassis

The chassis uses a unitised 25mm thick frame structure with a low step height,

the Overhead Guard allows excellent visibility and reduced noise.

### Operator's Compartment

AccuTouch minilevers are integrated into the right-side armrest for superior ergonomics. Automotive-style pedals have a large, single inch/brake pedal as standard with rubber floor mats to reduce noise and vibration, the floorplate can be easily removed for excellent service access. Low step height provides easy access and gull-wing doors and hand grips give easy access to battery compartment. The adjustable steering column allows for comfortable positioning by the operator.

A high accuracy state-of-charge indicator is installed in the cab display and on the battery.

### Intellix Vehicle System Management (VSM)

The VSM controller provides extensive monitoring and control of functions and systems. CANbus wiring, sealed connectors and Hall effect sensors reduces complexity for truck system communication.

### Hydraulic System

Incorporates a multi-stage gear pump with a cast iron body. Protection from overloads via a lift circuit relief valve with a secondary one for tilt and auxiliary functions. Oil is double filtered, the hydraulic tank is integrated into the frame. Accutouch minilevers have an emergency lowering valve to allow lowering in the event of power loss.

### Masts

Yale Simplex LFL and Triplex FFL masts are available with pre-lubed and sealed full radius load rollers that resist forward, rearward and lateral forces. Side-thrust wear pads allow for periodic adjustment for lateral clearances. The high strength steel rolled mast channels resist flaring of the mast channel. Wide hook-type carriages are standard (Pin type available), provide good visibility, allowing the fitting of a wide variety of forks and attachments.

## Options

- Sideshifting fork positioner carriage
- Accumulator
- Keyless start (with auxiliary key switch)
- Return-to-set tilt
- Integral operator's cab
- Swivel, full air-suspension vinyl and cloth seats
- Foot directional control pedal
- Operator password
- Alarm - reverse actuated 82-102 dB(A) - self adjusting
- Pedestrian Awareness Light
- LED amber strobe light - keyswitch activated
- Solid, radial and non-marking tyres
- 3/4/5 function (1/2/3 aux.) hydraulic control valve
- 5° forward/6° backward tilt
- Fire extinguisher
- Lifting eyes
- Yale Vision telematics package feature a number of safety systems beyond those normally found on forklift trucks, including impact monitoring, GPS tracking and usage reporting
- Dual-pedal
- Reversing camera
- Charger.

## Yale Europe Materials Handling

Centennial House, Frimley Business Park,  
Frimley, Surrey GU16 7SG  
United Kingdom

Tel: +44 (0) 1276 538500



Fax: +44 (0) 1276 538559

[www.yale.com](http://www.yale.com)

Publication part no. 220990593 Rev.01 Printed in The Netherlands (1020HG) EN.  
HYSTER-YALE UK LIMITED trading as Yale Europe Materials Handling.

**Safety:** This truck conforms to the current EU requirements.

Specification is subject to change without notice.

Yale, VERACITOR and  are registered trademarks. "PEOPLE, PRODUCTS, PRODUCTIVITY", PREMIER, Hi-Vis, and CSS are trademarks in the United States and certain other jurisdictions. MATERIALS HANDLING CENTRAL and MATERIAL HANDLING CENTRAL are Service Marks in the United States and certain other jurisdictions.  is a Registered Copyright.

©Yale Europe Materials Handling 2020. All rights reserved. Truck shown with optional equipment.  
Country of Registration: England and Wales. Company Registration Number: 02636775

